

COMMON PLANTS THAT MAY BE TOXIC TO PETS

PAGE 1: COMMON INDOOR HAZARDS

MANY COMMON INDOOR PLANTS CAN BE HARMFUL IF TOUCHED OR EATEN.



LILIES (ALL PARTS)
 HIGHLY TOXIC TO CATS. EVEN POLLEN CAN CAUSE KIDNEY FAILURE.



ALOE VERA
 CAUSES DIGESTIVE UPSET, VOMITING, DIARRHEA, TREMORS.



DIEFFENBACHIA



TULIPS (BULBS)



ALOE VERA
 CAUSES DIGESTIVE UPSET, VOMITING, DIARRHEA.



SNAKE PLANT
 CAUSES NAUSEA, VOMITING, AND DIARRHEA IF CHEWED.

COMMON PLANTS THAT MAY BE TOXIC TO PETS

PAGE 2: COMMON OUTDOOR HAZARDS & ACTION GUIDE

OUTDOOR PLANTS PETS MAY ENCOUNTER IN YARDS OR ON WALKS.



SAGO PALM
 EXTREMELY DANGEROUS. SEEDS CAUSE SEVERE LIVER FAILURE.



OLEANDER
 AFFECTS THE HEART. CAN BE FATAL IF INGESTED.



FOXGLOVE
 CAUSES SEVERE GASTROINTESTINAL & HEART PROBLEMS.

PREVENTIVE MEASURES

- ELEVATE TOXIC PLANTS
- IDENTIFY BEFORE BUYING
- SUPERVISE OUTDOOR TIME
- OFFER SAFE ALTERNATIVES

FIRST AID & EMERGENCY

- 1. REMOVE PET FROM PLANT
- 2. IDENTIFY THE PLANT (TAKE PHOTO)
- 3. SEEK URGENT CARE (VET OR POISON CONTROL)

DO NOT INDUCE VOMITING UNLESS DIRECTED.


SAFE vs TOXIC PLANTS FOR PETS

— KNOW BEFORE YOU BUY —

SAFE




SPIDER PLANT

 Non-toxic
for cats & dogs




ARECA PALM

 Non-toxic
for cats & dogs




CALATHEA

 Non-toxic
for cats & dogs




CALATHEA

 Non-toxic
for cats & dogs

TOXIC




LILIES

 Can cause
kidney failure




ALOE VERA

 Causes
vomiting, diarrhea




ALOE VERA

 Causes
kidney failure



SAGO PALM

 Causes severe
liver damage



Always verify plant safety before bringing into your home

Pet-Safe Home Checklist

KEEP YOUR HOME SAFE FOR PETS WITH THESE TIPS

CHOOSE PET-SAFE PLANTS



Opt for non-toxic plants like Spider Plant, Areca Palm or Calathea

KEEP TOXIC PLANTS AWAY



Place toxic plants like Lilies, Aloe Vera, and Sago Palm out of reach

RESEARCH BEFORE BUYING



Look up plants to check if they're safe for pets before purchasing.

SECURE CURIOUS PETS



Keep plants in places pets can't reach or use sturdy barriers.

EDUCATE FAMILY MEMBERS




Teach family and guests about which plants are harmful to pets.

BE PREPARED FOR EMERGENCIES




Keep vet contact info and a pet first aid kit handy.

 Seek vet care immediately if you suspect plant poisoning.

Signs Your Pet May Have Eaten a Toxic Plant




VOMITING

 Non toxic
for some breeds




DROOLING

 Non toxic
for some breeds




DIARRHEA

 Toxic
stomach pain



LETHARGY

 Loss of
appetite



Seek veterinary care immediately if symptoms appear

TIP: Bring a sample or photo of the plant

⚠️ **First Aid Steps** for Pets That Have Eaten a **Toxic Plant**

1 REMOVE PET FROM PLANT



Move your pet away from the toxic plant.

2 IDENTIFY THE PLANT



Take a photo or sample to help identify the plant.

3 SEEK URGENT CARE



Call your vet or an emergency clinic right away

4 FOLLOW VET INSTRUCTIONS



Provide any treatments or care as directed

⚠️ Do **NOT** induce vomiting unless specifically instructed by your veterinarian.
TIP: Save the plant label and bring it along.